

# Zoned Comfort Solutions<sup>®</sup>

A better way to heat  
and cool any home,  
anywhere.



Take full control of your monthly bills and comfort with room-by-room comfort control – a more efficient way to cool and heat your home or business.

## Unmatched Quality, Uncompromising Control

Mitsubishi Electric is the top selling brand of zoned air conditioning and heating systems. Enjoy cleaner air and superior control of cooling, heating and your monthly energy bill. In addition to being quiet, intelligent and efficient, our systems provide extraordinary service life for a lower cost of ownership.



**Wall-mounted Unit**




**Multi-zone  
Outdoor Unit**

## Define Your Comfort Zones

It's simple to assign your bedrooms, kitchen, living room, office, basement and other spaces to different "zones" so each room is always comfortable. Once you decide what temperature you'd like a specific zone to be, the system will quietly maintain that temperature using the least amount of energy needed. For additional energy savings, you have the option to not cool and heat unused rooms.







Horizontal-ducted Unit



Ceiling Cassette



Floor-mounted Unit



EZ FIT® Recessed Ceiling Cassette



Mitsubishi Electric systems use the minimum amount of energy needed to maintain your desired temperature.

Live in a cold climate?

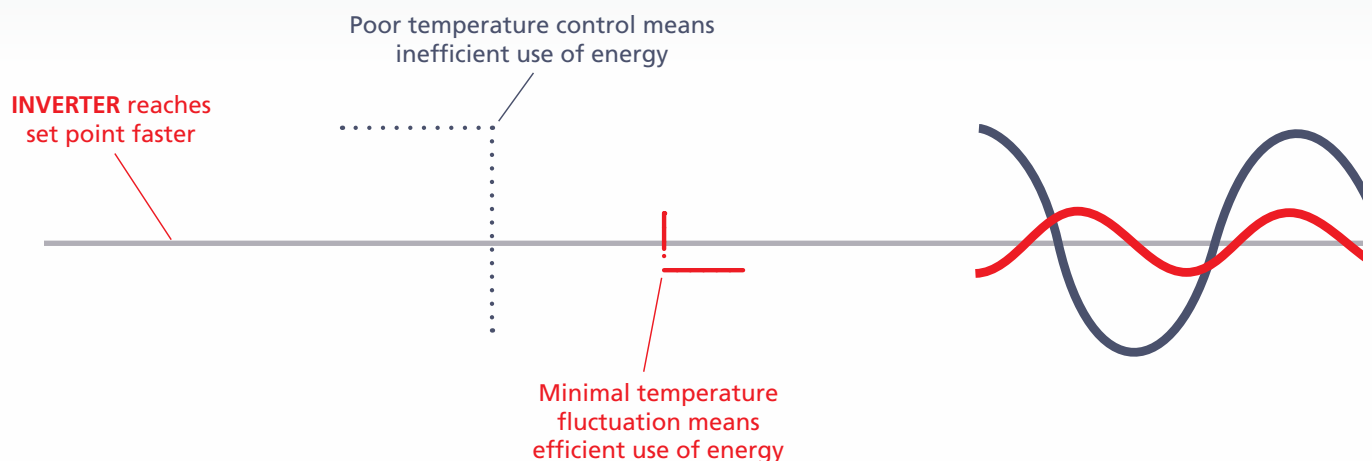


# Maximize efficiency and minimize your power bill.

Conventional air conditioning and heating systems run at full power until they reach a set temperature. Then they stop. When the temperature becomes uncomfortable again they start up – sometimes within the same hour. Each time the system starts up it uses more energy than during normal operation.

With the INVERTER, our systems eliminate the wasteful start and stop cycle. They are always active and monitoring your comfort levels, intelligently adjusting the conditioning when it detects even subtle changes. Rooms are cooled and heated faster and more efficiently. You don't have to think about it, and our systems are so quiet you won't hear it either.

Our INVERTER also regulates energy consumption enabling the system to use the precise amount of energy needed to keep each room at your desired temperature. With Mitsubishi Electric you get ideal comfort that is more sustainable and saves you money.








Replacing your  
system? Intelli-Air  
Ducted Air  
Handlers deliver  
efficient comfort  
using your home's  
existing ductwork.





It's never been easier  
to keep everyone  
in your house  
comfortable, without  
spending a fortune  
on energy bills.



# Systems are available in single-zone and multi-zone solutions

With single-zone equipment, one outdoor unit connects to one indoor unit (see pages 18-25 for indoor units available). This option is ideal if you only need cooling and heating in a single space.

With multi-zone equipment, one outdoor unit can connect up to eight indoor units. This option is perfect if you need cooling and heating in multiple spaces with different functions, such as a nursery versus a kitchen or an office versus a conference room.

**A single-zone system is ideal if you only need cooling and heating in**



**Multi-zone systems are designed for cooling and heating multiple spaces.**

Each zone is served by its own indoor unit. Indoor units come in a variety of forms including wall-mounted units, floor-mounted units, ceiling cassettes and air handlers.

Wall-mounted units tend to be the most popular, but a floor-mounted unit could be an attractive option for a sun room that has windows, but no wall space. A high-performance air handler could replace an older system, such as a central system or boiler that previously cooled or heated an open space.

## Single-zone units

One outdoor unit connects to one indoor unit

## Multi-zone units

One outdoor unit can connect to up to eight indoor units

# Breathe easier with advanced filtration

Our indoor units don't just keep each room in your home at the perfect temperature; they continuously clean the air of allergens, dust, viruses and bacteria. While conventional systems have only one filter installed in a central unit, our systems are equipped with filters in each indoor unit, directly improving the air quality in each and every room. The filters are washable and last up to 10 years, which saves you money on maintenance. Filters available for our indoor units include:

### Nano Platinum Filter

This filter incorporates nanometer-sized platinum-ceramic particles that kill bacteria and deodorize air.

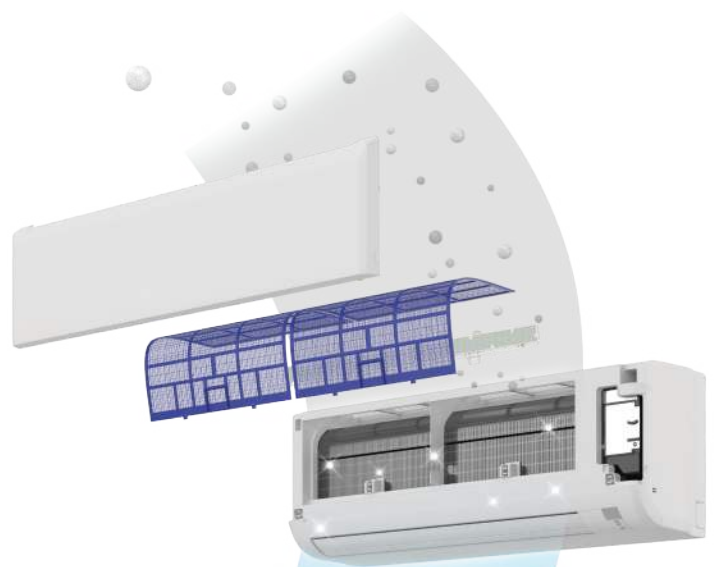
### Deodorizing Filter

These platinum deodorizing filters use nanotechnology to absorb odors and neutralize the worst smells.




### Electrostatic Anti-Allergy Enzyme Filter

The electrostatic anti-allergy enzyme filter uses an enzyme catalyst to break down allergen proteins and transform them into non-allergen proteins. That means lose the sneezing, but keep the cat.



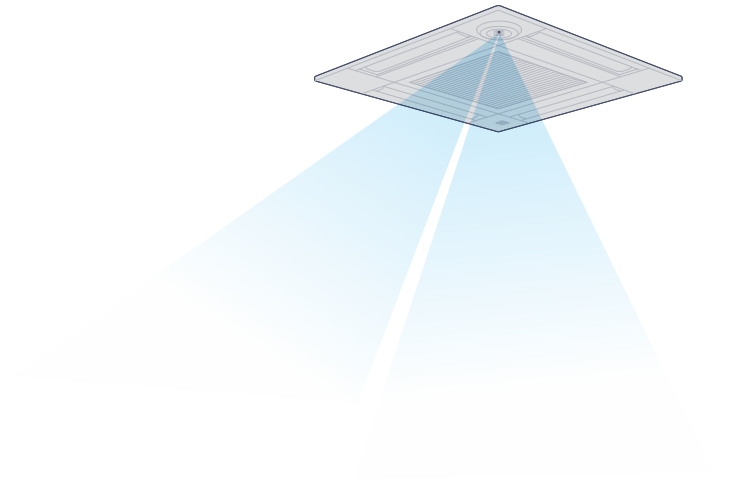


A close-up photograph of a woman with brown hair, eyes closed, smiling gently while holding a sleeping baby. The baby is wearing a white shirt and a blue blanket. The background is a bright, out-of-focus indoor space. A red diagonal shape is overlaid on the bottom left corner, containing white text.

Indoor units offer a variety of filtration options that continuously clean the air of allergens, dust, viruses and bacteria.







# Control your comfort



## kumo touch™ Wireless Controller

Mount on any wall without making holes and pulling wires. The kumo touch™ wireless controller is great for retrofits and offers a traditional user interface. Set custom temperature schedules so that your rooms are perfectly comfortable when you want them to be.



## Deluxe MA Controller

This back-lit, wall mounted controller offers an easy-to-use interface and includes a setting screen for the 3D i-see Sensor®.



## Touch MA Controller

Fully customizable touch panel with 180 available color patterns. Make it personal by adding your company logo to the screen.



## Simple MA Controller

This controller may be simple, but it gets the job done and controls up to 16 indoor units.

**Thermostat Interface:** This interface enables you to control your comfort using your favorite thermostat.

**BACnet® and Modbus® Interface:** If you use a Building Management System (BMSa

## Handheld Controllers

A handheld controller comes standard with wall-mounted, floor-mounted and ceiling cassette indoor units. The controller style varies by indoor unit to support each indoor unit's product features. Advanced controllers are offered on products with additional features such as vane control and 3D i-see Sensor® technology.





## Comfort control in the palm of your hand.


With the **kumo cloud**® app you can control zone temperatures, adjust fan speeds, set custom schedules, check the status of your filters and more from your smart phone or tablet. With its patent-pending algorithm, kumo cloud intelligently switches systems between cooling and heating modes as needed to make sure your rooms are always the perfect temperature. Whether you're gone for the day, away for a month, or are just too comfortable to get off the couch, kumo cloud provides you with a secure way to manage multiple zones and locations from anywhere.

When paired with **kumo station**®, kumo cloud can also automatically manage the operation of third-party furnaces, boilers, heaters, humidifiers, dehumidifiers and ventilators. You can even add an outside air temperature sensor to give you a full picture of your environment.

kumo cloud also works with Amazon Alexa and Google Assistant allowing you to control your comfort with your voice. With built-in IFTTT Applet integration, you can even expand your system, allowing you to control other IFTTT devices directly from the kumo cloud app. kumo cloud is compatible with all current Mitsubishi Electric M-Series and P-Series systems.

  
amazon alexa



A white Mitsubishi Electric outdoor air conditioning unit is mounted on a wooden deck. The unit features a large circular fan grille and a vertical vent on the left side. It is positioned against a wall with horizontal wooden shingles. A dark-framed window is visible above the unit. A red graphic overlay in the upper right corner contains text.

Our outdoor units  
operate as low as  
46 decibels — the  
level of a typical  
conversation.



## Outdoor Units

# Which outdoor unit is right for you?

Say goodbye to the noisy outdoor units of conventional systems. Our outdoor units operate as low as 46 decibels — the level of a typical conversation. Each unit has a space-saving compact design and is available in a variety of sizes to suit different cooling and heating requirements.



### Single-Zone

Available as a cooling only, heat pump or a hyper-heating heat pump, each outdoor unit connects to a single indoor unit through refrigerant lines. These outdoor units have INVERTER-driven compressors that only use the precise amount of energy needed to keep the space comfortable.



### Multi-Zone

Available as a heat pump or an H2i® hyper-heating heat pump, each outdoor unit is capable of connecting up to eight indoor units. These outdoor units have INVERTER-driven compressors that only use the precise amount of energy needed to keep the space comfortable.







With our wide variety  
of stylish indoor  
units, comfort never  
looked so good.

# Which indoor unit is right for you?

With Mitsubishi Electric you can choose from a wide array of indoor units that reflect the cooling and heating needs, aesthetic and purpose of your space.

## Key features

As you look at the styles of indoor units on the next few pages, these icons will indicate what options and capabilities are available for the units in each series. A series may include multi-zone and single-zone options as well as units of varying sizes.

### Single-zone

One outdoor unit connects to one indoor unit and provides comfort in one zone.

### Multi-zone

One outdoor unit connects to up to eight indoor units and provides comfort in multiple zones.

### 3D i-See Sensor®

The 3D i-see Sensor® scans each room to produce a complete thermal profile that includes heat signatures based upon size, temperature and movement.

### Dual Barrier Coating

Dual Barrier Coating is applied to the interior of the unit to protect against the build-up of dirt, dust, and oil reducing maintenance and improving long-term efficiency.

### Econo Cool

Econo Cool adjusts the amount of air directed towards occupants based on the air-outlet temperature.

### Nano-platinum Filter

Incorporates nanometer-sized platinum-ceramic particles that kill bacteria and deodorize air.

### Electro-static Anti Allergy Enzyme Filter

Charged with static electricity, this filter attracts and captures dust particles, molds and bacteria and breaks them down with enzymes.

### Swing Mode

An indoor unit with this capability can move air throughout the room like an oscillating fan.

### Powerful Mode

Powerful Mode temporarily drops or raises the set temperature for 15 minutes so that automatic fan speed adjustments made possible by the INVERTER will more quickly bring your room to your desired temperature.

### Light Commercial

Units marked with this icon are suitable for light commercial applications such as small offices, restaurants and retail.



## Indoor Units

# Wall-mounted Units


Wall-mounted units are the most versatile and popular style of indoor units. Slim, stylish and equipped with filters to continuously clean indoor air, these units sit high on the wall and are ideal for conditioning smaller areas such as individual rooms in a home, office or store. This indoor unit option does not require ductwork.

### FS Model



The Deluxe Wall-mounted unit includes high-end features enabled by the 3D i-see Sensor® such as occupancy detection, direct mode and indirect mode. Whisper-quiet operation as low as 20 decibels eliminates unnecessary noise while air filters eliminate unwanted smells, particulates and allergens. Dual Barrier Coating is applied to the interior of the unit to protect against the build-up of dirt, dust, and oil reducing maintenance and improving long-term efficiency.

### EF Model



gloss black    matte silver    gloss white

Our Designer Series EF wall-mounted units combine sophisticated technology and design. With clean lines and three finishes – glossy black, matte silver or glossy white – the Designer Series complements a variety of decor and style preferences. The Designer Series runs quietly, at noise levels as low as 21 decibels.

### GL Model



With compact designs and a wide-range of available sizes, the Premier Wall-mounted unit keeps rooms of nearly any size comfortable. The GL model includes the MSZ-GL heat pump which is available as a single-zone or multi-zone unit and the MSY-GL, a single-zone, cooling only unit for climates where heating is unnecessary. At 19 decibels, the GL model has the lowest noise levels in the industry.

## Indoor Units

### HM Model



This basic heat pump is available as a single-zone unit and keeps operating noise as low as 22 decibels.



### JP Model



Available as a single-zone 115 volt heat pump are ideal for homes or hotels with electrical service restrictions.



### GS Model



These large capacity standard wall-mounted units have Wide Airflow capabilities to ensure air reaches every corner of a room and includes the Dual Barrier Coating, and Powerful Mode feature for rapid cooling and heating. Options include a single-zone, cooling only model for climates where heating is unnecessary.



### PKA Model



These single-zone, light commercial models are ideal for classrooms, daycare centers, small offices, server rooms and more.



## Indoor Units

# Ceiling-mounted Units

Ceiling-mounted options include ductless cassettes installed flush to the ceiling and ductless ceiling-suspended units for light commercial settings.

### MLZ Model



The EZ FIT® Ideal for retrofits, these multi-zone cassettes feature a sleek, narrow-body design resting flush to the ceiling with a service panel easily accessed from below. Perfect for residential, hotel and office spaces, MLZ units are equipped with auto vane technology to adjust air direction based upon your needs and advanced filtration capabilities.



### SLZ Model



These single- and multi-zone cassettes are designed to fit into a 2' x 2' suspended ceiling grid and mounted flush with the ceiling. A four-way air outlet provides maximum comfort by evenly distributing airflow throughout the entire room. Consider applying the SLZ with a short duct run to condition a small adjacent space. The SLZ model is available with an optional 3D i-see Sensor® providing ultimate comfort control.





## Indoor Units

### PLA Model



\* Optional

Designed for large, open floor plans such as school, office and retail settings, these multi-zone cassettes neatly fit into standard ceiling tiles. Four-way air outlets with individual vane settings permit up to 72 different airflow patterns. Additional comfort and efficiency controls are available if installed with the optional 3D i-see Sensor®.



### PCA Model



\* Optional

These single- and multi-zone models mount suspended from the ceiling and are ideal for larger retail stores, commercial kitchens, classrooms and office spaces. Additional comfort and efficiency controls are available if installed with the optional i-see Sensor™.



## Indoor Units

### Floor-mounted Units

These slim, floor-mounted units can be mounted partially recessed into the wall. Best used in a home, store or restaurant space, this is a great option if you are replacing radiators or want a unit in your sun room or attic.

**KJ Model**



Available as single-zone and multi-zone models, these units are equipped with H2i Hyper-Heating® technology, rapid heating capabilities and a multi-flow vane to control airflow throughout a space.



### Horizontal Ducted Units

Flexible in design, and perfect for residential and hospitality settings, these units can be hidden in the ceiling or beneath the floor.

**SEZ Model**



Available as a single-zone or multi-zone unit, these low static units are designed to cool and heat one or two rooms through a short duct run. The SEZ series may be mounted in the attic, hidden in the ceiling or beneath the floor, or concealed behind a bulkhead.



**PEAD Model**




Available as a single-zone or a multi-zone unit, the PEAD series offers low capacities suitable for Passive Houses and large capacities suitable for light commercial uses such as offices, retail and restaurants. These medium static units are capable of serving large spaces or multiple rooms from a longer duct run. The PEAD series may be mounted in the attic, hidden in the ceiling or beneath the floor or concealed behind a bulkhead.



## Indoor Units

# Ducted Air Handlers

Designed with compact cabinets, these units can provide powerful and efficient cooling and heating with or without ductwork. Ideal for residential, store or restaurant settings, a ducted air handler with INVERTER-driven capabilities is a perfect solution for new buildings. This is also applicable for upgrading or replacing furnace systems and air handlers.



### PVA Model

These single-zone air handlers offer large capacities and are appropriate for large homes, multi-family buildings and light commercial spaces such as offices and restaurants. The PVA series offers long line lengths and can be installed horizontally or vertically.




### SVZ Model

These compact and quiet air handlers can be paired with the MXZ and the SUZ Universal Outdoor Unit for INVERTER-driven efficiency best appreciated while reviewing utility bills.









# Glossary

**ENERGY STAR®:** the unit has received ENERGY STAR® certification

**3D i-see Sensor®:** scans each room to produce a complete thermal profile that includes heat signatures based upon size, temperature and movement

**Econo Cool:** adjusts the amount of air directed towards occupants based on the air-outlet temperature

**Demand Function:** when the unit is equipped with a commercially available timer or an On/Off switch added to the outdoor unit, a signal input from the outside can help reduce energy consumption

**Dual Barrier Coating:** Dual Barrier Coating is applied to the interior of the unit to protect against the build-up of dirt, dust, and oil reducing maintenance and improving long-term efficiency.

**Blue Fin:** particularly beneficial in coastal areas, this anti-corrosion treatment to the heat exchanger of the outdoor units prevents the corrosion caused by salt in the air that impacts the efficiency and performance of the units

**HSPF:** a ratio of BTU heat output over the heating season to watt-hours of electricity used. The higher the HSPF rating of a unit, the more energy efficient it is.

**SEER:** the rating of a unit's cooling output during a typical cooling-season divided by the total electric energy input during the same period. The higher the unit's SEER rating, the more energy efficient it is.

**Nano Platinum Filter:** incorporates nanometer-sized platinum-ceramic particles that kill bacteria and deodorize air

**Catechin Filter:** improves air quality and offers an excellent deodorizing effect by incorporating catechin, a bioflavonoid derived from green tea

**Air Filter:** removes dust particles from the air



# One of the best warranties in the business

Mitsubishi Electric products are supported by a trusted team of **Diamond Contractors®**. When you choose to work with a Diamond Contractor, not only do you get the benefit of their experience and expertise, but you can also increase the warranty on your purchase to 12 years.

Visit **[mitsubishicomfort.com](https://mitsubishicomfort.com)** to find a Diamond Contractor in your area.



Mitsubishi Electric's air conditioning and heating systems are so energy efficient that a majority of our INVERTER-driven systems have received ENERGY STAR® certification.

This efficiency can mean huge savings on your utility bills. Additionally, federal tax credits and rebates from utility companies and local governments may provide a further financial incentive for you to take full control of your comfort. Rebates come in many forms, from property and sales tax exemptions to loans and grants.

**Visit the Rebates & Financing tab on [mitsubishicomfort.com](https://mitsubishicomfort.com) to search for available rebates.**

